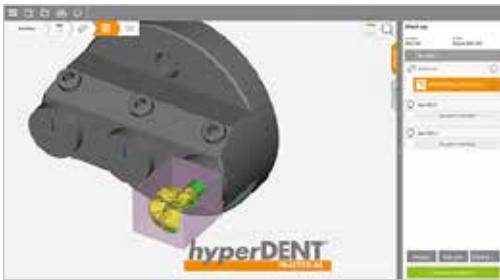
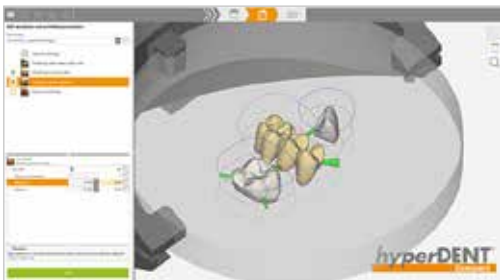




hyperDENT®

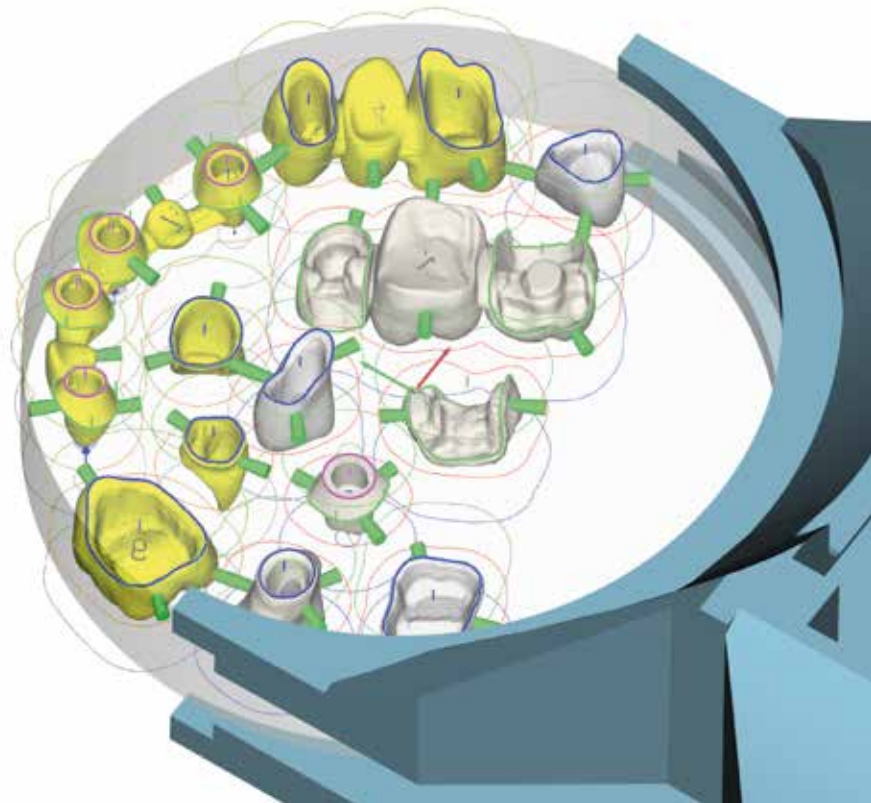


hyperDENT® is the world leading software system in the dental CAM market and is valued among experts for its modular product structure. Our customers are provided with CAM solutions tailored to their specific application and implementation needs. Regardless of company size and whether for dental or practice labs, FOLLOW-ME! offers suitable hyperDENT® product bundles for a perfect interaction between CAM and machines.



hyperDENT® Overview:

- Open, highly automated and flexible system
- Complete production process coverage with a single CAM software
- Simple, intuitive operation
- Maximum precision and time efficiency throughout the entire process
- Material-independent
- Flexible addition of software modules
- Maximum freedom in creating templates
- Additive manufacturing and milling all-in-one
- Automatic material offset for post milling during the hybrid process
- Automatic part identification using ID tags
- Optimum surface finish quality due to proven tool path calculation
- Consistent software enhancement and development
- Worldwide premium support service



FOLLOW-ME!
TECHNOLOGY GROUP

hyperDENT® PRODUCT AND FUNCTION OVERVIEW

Practicelab	Compact	Classic	Function	Description
–	–	0	Template Generator Module	Writes and edits templates. Creates customized milling strategies, adapts tools and cuts data.
–	x	x	Template Generator Module Lite	Modifies approved parameters.
–	–	0	Implant Module	Machines one-piece abutments out of the full material.
–	0	0	Geometries	Prepares exchange geometries for fast and easy machining of abutments and multi-units. Implant module required.
–	–	0	Hybrid Module	Controls laser sintering machines for hybrid manufacturing.
0	0	0	Full Denture Module	Machines full dentures including the Merz Baltic Denture System with special strategies.
x	0	0	Grinding Module	Machines glass ceramic/lithium disilicate, etc. with special, tool-protective cycles optimized for grinding.
–	0	0	Multi-Machine Usage	Operates any number of machines and/or machine types with a single hyperDENT® license.
0	x	x	Feature Detection	Detects preparation margins and screw channels without a CAD interface.
–	–	x	Multiple Instances	Starts hyperDENT® multiple times enabling work on multiple projects.
x	x	x	CAD-Connect (3Shape ...)	Opens hyperDENT® automatically from the CAD program or loads parts directly.
–	x	x	Load Wizard	Automatic initialization of workflow process steps.
x	x	–	User interface with “Click-Through” Workflow	User interface with simplified workflow for intuitive handling.
x	x	x	Project Management	Manages projects and blanks using lot and ID numbers.
x	x	x	Project Report	Prints project reports and generates export files.
x	x	x	Autonesting	Space-saving placement in the blank. Fixture-specific settings can be entered and various nesting parameters can be saved.
–	–	x	User Defined Areas	Defines user-specific areas for machining particular areas of the part.
x	x	x	Environment Filter	Automatically suggests the suitable blank.
x	x	x	Auto-Connectors	Automatically places the connectors.
x	x	x	MachineConnect	Loads the milling program directly onto the machine and is activated in hyperDENT® (dependent on milling machine).
–	x	x	Engraving	Engraves parts for identification.
–	x	x	Circular blank milling	Mills all types of circular blanks.
x	x	x	Block milling	Mills blocks, such as glass ceramic or hybrid ceramic blocks.
x	x	x	Prefabs	Mills blanks with a prefabricated implant interface geometry.
–	x	x	Sinter frames	Generates sinter frames for simple sintering of large bridges (i.e. zirconium oxide bridges).
–	x	x	Traverses	Saves space through spanning of traverses between multiple parts; occurs automatically for overlapping connectors.
–	x	x	Undercut display	Displays undercut areas for the placement of user defined areas.
x	x	x	Project document	Displays details about the current project including screenshots.

X = function available 0 = option – = function/option not available

